


**SPECIFICATION**

**Display :** Single 4 Digit 0.56", 7 segment  
Red LED display  
**Input :** 0-10 V Dc / 4-20 mA / 0-20 mA  
( Factory Set )  
**RANGE :** 0-9999  
**Supply :** 230 V AC , 50 Hz, ± 10 %



**Power On**

**2000** Display for 2 Sec.  
(Set Range Display)

**Parameter Setting**

**2000** Process Value

↓ Press **(SET)** key for 10 sec.

**dP**

↓ Press **(SET)** key

**0000 0000 0000 0000** Set dp by **(▲)** key

↓ Press **(SET)** key

**Hr nG**

↓ Press **(SET)** key

**2000** Set High Range by **(▲)**/**(▼)** key ( 0-9999 )

↓ Press **(SET)** key

**IPC** Or **OfSt**

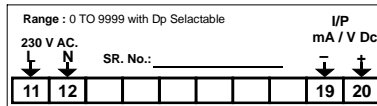
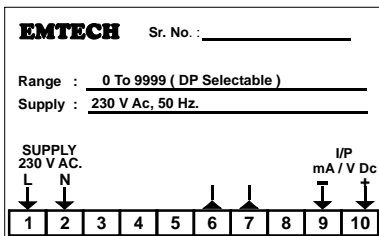
↓ Press **(SET)** key

**0000** Set IPC or Offset (for Input Currection) by **(▲)**/**(▼)** key ( -999 to 0999 )

↓ Press **(SET)** key

**2000** Process Value

**Connection Diagram**



■ Please check wiring connection before power on.

■ Auto exit 10 Sec.