

SPECIFICATION

Display : Current value 4 Digit 0.56", Red
Set value 4 Digit 0.4", Green

Time Range : Sec. :9.99, 99.9, 999
Min. :9.59, 99.9, 999

Input : (a) Start / Stop (b) Reset


Time Setting : By front keypad

Configuration : By front keypad


Output : 2 Relay (3 Amp. 230 V Ac.)

LED Indication : R1,R2 Relay ON

Supply : 230 V AC , 50 Hz, ± 10 %



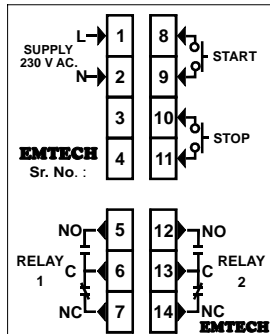
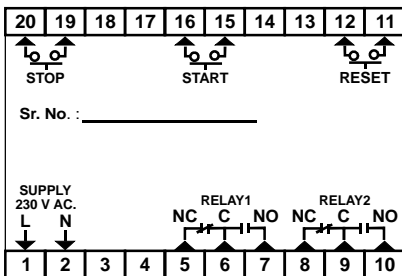
ELT 1911 (96 x 96)



ELT 1711 (72 x 72)

Press Set (SET)	Display 1	Display 2 Change by (◀) / (▶)	Discription
F-tm	F-tm	F 100	Forward Time
H-tm	H-tm	H 100	Hold Time
r-tm	r-tm	r 200	Reverse Time
tOtL	tOtL	9999	Total Time (999.9 min)
Press Set for 10 Sec LOCK	LOCK	YES NO	Open Lock (NO) for Timer Configuration
Funt	Funt	SEC n in	Forward Unit : Sec, Min
FrnG	FrnG	999 959 999 999	Forward Range : Sec.: 9.99, 99.9, 999 Min : 9.59, 99.9, 999
runt	runt	SEC n in	Reverse Unit : Sec, Min
rrnG	rrnG	999 959 999 999	Reverse Range : Sec.: 9.99, 99.9, 999 Min : 9.59, 99.9, 999
mEmO	mEmO	YES NO	Memory : Yes / no
PULS	PULS	PYOn tr 10	Start Pulse : Power on, Triger

Connection Diagram



- Please check wiring connection before power on.
- Use snubber across no volt coil Of contactor.
- Auto exit 10 Sec.